

Industrial Stainless Steel Kitchen Equipments

GASTRONORM CONTAINERS

POTS AND PANS

PREPARATION EQUIPMENT

SERVING EQUIPMENT

LAMINATED TRAYS

CHAFING DISHES

DRINK DISPENSERS

RACKS

WORKING TABLES

SINKS

OTHER PRODUCTS

TABLE OF CONTENTS

ITEM	PAGE
GASTRONORM CONTAINERS	3
GASTRONORM CONTAINER LIDS	6
POTS AND PANS	7
PREPARING EQUIPMENT	14
SERVING EQUIPMENT	19
LAMINATED TRAYS	23
CHAFING DISHES	24
DRINK DISPENSERS	25
WORKING TABLES	26
RACKS	27
SINKS	30

GASTRONORM CONTAINERS

	DIMENSION	ITEM CODE	ITEM	HEIGHT (mm)
	2/1 (650x530 mm)	362.143.099	Gn Container	20
		362.143.100	Gn Container	40
		362.143.101	Gn Container	65
		362.143.102	Gn Container	100
		362.143.103	Gn Container	150
		362.143.104	Gn Container	200
	1/1 (530x325 mm)	362.143.009	Gn Container	20
		362.143.010	Gn Container	40
		362.143.011	Gn Container	65
		362.143.012	Gn Container	100
		362.143.013	Gn Container	150
		362.143.014	Gn Container	200
	2/3 (354x325 mm)	362.143.018	Gn Container	20
		362.143.019	Gn Container	40
		362.143.020	Gn Container	65
		362.143.021	Gn Container	100
		362.143.022	Gn Container	150
		362.143.023	Gn Container	200
	1/2 (325x265 mm)	362.143.028	Gn Container	20
		362.143.029	Gn Container	40
		362.143.030	Gn Container	65
		362.143.031	Gn Container	100
		362.143.032	Gn Container	150
		362.143.033	Gn Container	200
	1/3 (325x176 mm)	362.143.038	Gn Container	20
		362.143.039	Gn Container	40
		362.143.040	Gn Container	65
		362.143.041	Gn Container	100
		362.143.042	Gn Container	150
		362.143.043	Gn Container	200
	1/4 (265x162 mm)	362.143.048	Gn Container	20
		362.143.047	Gn Container	40
		362.143.049	Gn Container	65
		362.143.050	Gn Container	100
		362.143.051	Gn Container	150
		362.143.052	Gn Container	200
	1/6 (176x162 mm)	362.143.058	Gn Container	65
		362.143.059	Gn Container	100
		362.143.060	Gn Container	150
		362.143.061	Gn Container	200
	1/9 (176x108 mm)	362.143.068	Gn Container	65
		362.143.069	Gn Container	100

GASTRONORM CONTAINERS



2/1
(650x530 mm)

DIMENSION	ITEM CODE	ITEM	HEIGHT (mm)
2/1 (650x530 mm)	362.143.670	Perforated Gn Cont.	20
	362.143.671	Perforated Gn Cont.	40
	362.143.672	Perforated Gn Cont.	65
	362.143.673	Perforated Gn Cont.	100
	362.143.674	Perforated Gn Cont.	150
	362.143.675	Perforated Gn Cont.	200



1/1
(530x325 mm)

1/1 (530x325 mm)	362.143.610	Perforated Gn Cont.	20
	362.143.611	Perforated Gn Cont.	40
	362.143.612	Perforated Gn Cont.	65
	362.143.613	Perforated Gn Cont.	100
	362.143.614	Perforated Gn Cont.	150
	362.143.615	Perforated Gn Cont.	200



2/3
(354x325 mm)

2/3 (354x325 mm)	362.143.680	Perforated Gn Cont.	20
	362.143.681	Perforated Gn Cont.	40
	362.143.682	Perforated Gn Cont.	65
	362.143.683	Perforated Gn Cont.	100
	362.143.684	Perforated Gn Cont.	150
	362.143.685	Perforated Gn Cont.	200



1/2
(325x265 mm)

1/2 (325x265 mm)	362.143.620	Perforated Gn Cont.	20
	362.143.621	Perforated Gn Cont.	40
	362.143.622	Perforated Gn Cont.	65
	362.143.623	Perforated Gn Cont.	100
	362.143.624	Perforated Gn Cont.	150
	362.143.625	Perforated Gn Cont.	200

1/3
(325x176 mm)

1/3 (325x176 mm)	362.143.630	Perforated Gn Cont.	20
	362.143.631	Perforated Gn Cont.	40
	362.143.632	Perforated Gn Cont.	65
	362.143.633	Perforated Gn Cont.	100
	362.143.634	Perforated Gn Cont.	150
	362.143.635	Perforated Gn Cont.	200

1/4
(265x162 mm)

1/4 (265x162 mm)	362.143.640	Perforated Gn Cont.	20
	362.143.641	Perforated Gn Cont.	40
	362.143.642	Perforated Gn Cont.	65
	362.143.643	Perforated Gn Cont.	100
	362.143.644	Perforated Gn Cont.	150
	362.143.645	Perforated Gn Cont.	200

1/6
(176x162 mm)

1/6 (176x162 mm)	362.143.652	Perforated Gn Cont.	65
	362.143.653	Perforated Gn Cont.	100
	362.143.654	Perforated Gn Cont.	150
	362.143.655	Perforated Gn Cont.	200

GASTRONORM CONTAINERS



2/1
(650x530 mm)

DIMENSION	ITEM CODE	ITEM	HEIGHT (mm)
	362.143.178	GN Cont. Double handles	65
	362.143.179	GN Cont. Double handles	100
	362.143.180	GN Cont. Double handles	150
	362.143.181	GN Cont. Double handles	200

1/1
(530x325 mm)

	362.143.111	GN Cont. Double handles	65
	362.143.112	GN Cont. Double handles	100
	362.143.113	GN Cont. Double handles	150
	362.143.114	GN Cont. Double handles	200

2/3
(354x325 mm)

	362.143.120	GN Cont. Double handles	65
	362.143.121	GN Cont. Double handles	100
	362.143.122	GN Cont. Double handles	150
	362.143.123	GN Cont. Double handles	200



1/2
(325x265 mm)

	362.143.130	GN Cont. Double handles	65
	362.143.131	GN Cont. Double handles	100
	362.143.132	GN Cont. Double handles	150
	362.143.133	GN Cont. Double handles	200

1/3
(325x176 mm)

	362.143.140	GN Cont. Double handles	65
	362.143.141	GN Cont. Double handles	100
	362.143.142	GN Cont. Double handles	150
	362.143.143	GN Cont. Double handles	200

1/4
(265x162 mm)

	362.143.149	GN Cont. Double handles	65
	362.143.150	GN Cont. Double handles	100
	362.143.151	GN Cont. Double handles	150
	362.143.152	GN Cont. Double handles	200



1/6
(176x162 mm)

	362.143.158	GN Cont. Double handles	65
	362.143.159	GN Cont. Double handles	100
	362.143.160	GN Cont. Double handles	150
	362.143.161	GN Cont. Double handles	200

GASTRONORM CONTAINER LIDS



ITEM CODE	ITEM	DIMENSION
362.143.088	Gn Container Lid	1/1
362.143.094	Gn Container Lid	2/3
362.143.089	Gn Container Lid	1/2
362.143.090	Gn Container Lid	1/3
362.143.091	Gn Container Lid	1/4
362.143.092	Gn Container Lid	1/6
362.143.093	Gn Container Lid	1/9
362.143.095	Gn Container Lid	2/1
362.143.087	Gn Container Lid	2/4

GN CONTAINER LID WITH SILICON FRAME



362.143.097	Gn Container Lid W.Silicon Frame	2/1
362.143.098	Gn Container Lid W.Silicon Frame	1/1
362.143.109	Gn Container Lid W.Silicon Frame	2/3
362.143.105	Gn Container Lid W.Silicon Frame	1/2
362.143.106	Gn Container Lid W.Silicon Frame	1/3
362.143.107	Gn Container Lid W.Silicon Frame	1/4
362.143.108	Gn Container Lid W.Silicon Frame	1/6

GN CONTAINER SLOTTED LID



362.143.188	Gn Container Slotted Lid	1/1
362.143.194	Gn Container Slotted Lid	2/3
362.143.189	Gn Container Slotted Lid	1/2
362.143.190	Gn Container Slotted Lid	1/3
362.143.191	Gn Container Slotted Lid	1/4
362.143.192	Gn Container Slotted Lid	1/6
362.143.195	Gn Container Slotted Lid	2/1

LID FOR GN CONTAINER WITH DOUBLE HANDLE



362.143.288	Lid for GN Cont. w.Double Handle	1/1
362.143.294	Lid for GN Cont. w.Double Handle	2/3
362.143.289	Lid for GN Cont. w.Double Handle	1/2
362.143.290	Lid for GN Cont. w.Double Handle	1/3
362.143.291	Lid for GN Cont. w.Double Handle	1/4
362.143.292	Lid for GN Cont. w.Double Handle	1/6
362.143.295	Lid for GN Cont. w.Double Handle	2/1

POTS AND PANS



ITEM CODE	ITEM	dia x height (cm)	Volume (L)
STOCKPOT SATIN			
362.129.308	Stock Pot	16x16	3,0
362.129.310	Stock Pot	18x18	4,5
362.129.311	Stock Pot	20x20	6,3
362.129.313	Stock Pot	24x20	8,4
362.129.314	Stock Pot	24x24	9,8
362.129.316	Stock Pot	28x28	17,0
362.129.321	Stock Pot	32x32	26,0
362.129.323	Stock Pot	35x35	35,0
362.129.325	Stock Pot	40x40	52,0
362.129.327	Stock Pot	45x45	70,0
362.129.328	Stock Pot	50x50	100,0



DEEP CASSEROLE SATIN			
362.129.329	Deep Casserole	16x11	2,0
362.129.330	Deep Casserole	18x12	3,0
362.129.331	Deep Casserole	20x13	4,0
362.129.333	Deep Casserole	24x15	7,0
362.129.335	Deep Casserole	28x17	11,0
362.129.338	Deep Casserole	32x20	15,0
362.129.339	Deep Casserole	35x22	23,2
362.129.340	Deep Casserole	40x25	32,0
362.129.341	Deep Casserole	45x28	43,0
362.129.342	Deep Casserole	50x30	59,2



SHALLOW CASSEROLE SATIN			
362.129.343	Shallow Casserole Satin	16x8	1,5
362.129.344	Shallow Casserole Satin	18x9	3,2
362.129.345	Shallow Casserole Satin	20x9	3,0
362.129.347	Shallow Casserole Satin	24x10	5,1
362.129.349	Shallow Casserole Satin	28x12	7,5
362.129.351	Shallow Casserole Satin	32x15	12,0
362.129.352	Shallow Casserole Satin	35x17	17,0
362.129.354	Shallow Casserole Satin	40x20	29,0
362.129.355	Shallow Casserole Satin	45x22	36,5
362.129.356	Shallow Casserole Satin	50x20	40,0



BRAZIER SATIN			
362.129.360	Brazier Satin	32x8	6,4
362.129.361	Brazier Satin	35x8	8,0
362.129.362	Brazier Satin	40x10	10,0
362.129.363	Brazier Satin	45x10	16,0
362.129.364	Brazier Satin	50x10	20,0

POTS AND PANS



ITEM CODE	ITEM	dia x height (cm)	Volume (L)
MILK POT WITHOUT BOTTOM SATIN			
362.129.370	Milk Pot W.Out Bottom Satin	16x11	2,0
362.129.371	Milk Pot W.Out Bottom Satin	18x12	3,0
362.129.372	Milk Pot W.Out Bottom Satin	20x13	4,0
362.129.373	Milk Pot W.Out Bottom Satin	24x15	7,0
362.129.374	Milk Pot W.Out Bottom Satin	28x17	11,0
CASSEROLE SHALLOW			
362.129.375	Casserole Shallow Satin	16x7	1,5
362.129.376	Casserole Shallow Satin	18x8	2,0
362.129.377	Casserole Shallow Satin	20x9	3,0
362.129.378	Casserole Shallow Satin	24x10	5,0
362.129.379	Casserole Shallow Satin	28x12	7,5
CASSEROLE HIGH			
362.129.380	Casserole High Satin	16x11	2,0
362.129.381	Casserole High Satin	18x12	3,0
362.129.382	Casserole High Satin	20x13	4,0
362.129.383	Casserole High Satin	24x15	7,0
362.129.384	Casserole High Satin	28x17	11,0
LID			
362.129.392	Lid Satin	Ø16	
362.129.393	Lid Satin	Ø18	
362.129.394	Lid Satin	Ø20	
362.129.396	Lid Satin	Ø24	
362.129.398	Lid Satin	Ø28	
362.129.400	Lid Satin	Ø32	
362.129.401	Lid Satin	Ø35	
362.129.402	Lid Satin	Ø40	
362.129.403	Lid Satin	Ø45	
362.129.404	Lid Satin	Ø50	
STRAINER			
362.131.009	Strainer	36x9	
362.131.010	Strainer	40x11	
362.131.011	Strainer	45x12	
362.131.017	Strainer	50x13	
362.131.012	Strainer	55x13	
362.131.016	Strainer	60x15	
362.131.013	Strainer	65x15	
362.131.014	Strainer	70x15	
362.131.015	Strainer	80x16	
362.131.025	Strainer	90x18	
362.131.023	Strainer	100x18	
362.131.024	Strainer	110x20	

POTS AND PANS

ITEM CODE	ITEM	dia x height (cm)	Volume (L)
FRYINGPAN W.DOUBLE HANDLES			
362.129.365	Fryingpan w.double handles Mirror	24x4	2,0
362.129.366	Fryingpan w.double handles Mirror	28x6	3,6
362.129.367	Fryingpan w.double handles Mirror	32x6	4,8
362.129.368	Fryingpan w.double handles Mirror	35x8	10,0
362.129.369	Fryingpan w.double handles Mirror	40x8	12,0
362.129.441	Fryingpan w.double handles Mirror	36x6	6,1
362.129.442	Fryingpan w.double handles Mirror	36x9	9,2
362.129.443	Fryingpan w.double handles Mirror	40x8	10,0
362.129.444	Fryingpan w.double handles Mirror	40x11	14,0
362.129.445	Fryingpan w.double handles Mirror	45x12	19,1
362.129.446	Fryingpan w.double handles Mirror	50x12	26,0
362.129.447	Fryingpan w.double handles Mirror	55x14	33,2
362.129.448	Fryingpan w.double handles Mirror	60x14	51,0
362.129.449	Fryingpan w.double handles Mirror	65x14	46,4
362.129.450	Fryingpan w.double handles Mirror	70x15	57,0
362.129.451	Fryingpan w.double handles Mirror	80x16	80,0
362.129.452	Fryingpan w.double handles Mirror	90x18	120,0
362.129.453	Fryingpan w.double handles Mirror	100x18	140,0
362.129.454	Fryingpan w.double handles Mirror	110x20	180,0
SAUTEPAN			
362.129.406	Sautepan Satin	16x6	1,0
362.129.407	Sautepan Satin	18x6	1,2
362.129.408	Sautepan Satin	20x6,5	1,6
362.129.409	Sautepan Satin	24x7,5	2,7
FRYINGPAN			
362.129.385	Fryingpan Satin	20x4	1,5
362.129.386	Fryingpan Satin	24x5	2,0
362.129.388	Fryingpan Satin	28x6	3,6
362.129.389	Fryingpan Satin	32x5	4,8
362.129.390	Fryingpan Satin	35x8	10,0
362.129.391	Fryingpan Satin	40x8	12,0
NON-STICK FRYINGPAN			
362.129.423	Non stick fryingpan Satin	20x4	1,5
362.129.424	Non stick fryingpan Satin	24x5	2,0
362.129.425	Non stick fryingpan Satin	28x6	3,6
362.129.426	Non stick fryingpan Satin	32x5	4,8
362.129.427	Non stick fryingpan Satin	36x8	10,2
362.129.428	Non stick fryingpan Satin	40x8	12,6
NON-STICK ALU FRYINGPAN			
362.129.429	Non-Stick Alu Fryingpan	20x4	
362.129.430	Non-Stick Alu Fryingpan	24x5	
362.129.431	Non-Stick Alu Fryingpan	28x5.5	
362.129.432	Non-Stick Alu Fryingpan	32x5.5	
362.129.433	Non-Stick Alu Fryingpan	35x7	
362.129.434	Non-Stick Alu Fryingpan	40x8	



POTS AND PANS

	ITEM CODE	ITEM	dia x height (cm)	Volume (L)	
	362.129.435	Wok Pan	30x11		
	362.129.436	Wok Pan	36x13		
	ALU CREPE PAN				
	362.129.437	Alu. Crepe Pan	Ø20		
	362.129.438	Alu. Crepe Pan	Ø22		
	362.129.439	Alu. Crepe Pan	Ø24		
	OMLETTE PAN W.DOUBLE HANDLES				
	362.129.410	Omlettepan w.double handles Miror	Ø16		
	362.129.411	Omlettepan w.double handles Miror	Ø21		
	ASPARAGUS POT W.LID&INSERT				
	362.129.412	Asparagus Pot w.lid&insert Satin	14x22		
	362.129.413	Asparagus Pot w.lid&insert Satin	16x24		
	PASTA INSERT				
	362.129.415	Pasta Insert Mirror	Ø36		
	362.129.416	Pasta Insert Mirror	Ø40		
	ROASTING PAN NON STICK				
	362.129.455	Non-stick Roasting Pan w.out lock or lid	35x45x5	6,3	
	362.129.456	Non-stick Roasting Pan w.out lock or lid	35x45x8	11,0	
	362.129.457	Non-stick Roasting Pan w.out lock or lid	45x60x5	13,5	
	362.129.458	Non-stick Roasting Pan w.out lock or lid	45x60x8	21,0	
	362.129.459	Non-stick Roasting Pan w.out lock or lid	50x70x5	14,0	
	362.129.460	Non-stick Roasting Pan w.out lock or lid	50x70x8	28,0	
	362.129.461	Non-stick Roasting Pan w.out lock or lid	50x70x10	35,0	
	362.129.462	Non-stick Roasting Pan with lid and lock	45x60x8	21,0	
	362.129.463	Non-stick Roasting Pan with lid and lock	50x70x8	28,0	
	362.129.464	Non-stick Roasting Pan with lid and lock	50x70x10	35,0	
	362.129.465	Non-stick Roasting Pan with lid and lock	40x60x5	12,0	
	362.136.073	Non-stick Roasting Pan with lid and lock	40x60x8	19,2	
		ROASTING PAN			
362.129.466		Roasting Pan w.out lock and w.out lid	35x45x5	6,3	
362.129.467		Roasting Pan w.out lock and w.out lid	35x45x8	11,0	
362.129.468		Roasting Pan w.out lock and w.out lid	40x60x5	12,0	
362.129.469		Roasting Pan w.out lock and w.out lid	40x60x8	19,2	
362.129.470		Roasting Pan w.out lock and w.out lid	45x60x5	13,5	
362.129.471		Roasting Pan w.out lock and w.out lid	45x60x8	21,0	
362.129.472		Roasting Pan w.out lock and w.out lid	50x70x5	14,0	
362.129.473		Roasting Pan w.out lock and w.out lid	50x70x8	28,0	
362.129.474		Roasting Pan w.out lock and w.out lid	50x70x10	35,0	

POTS AND PANS



ITEM CODE	ITEM	dia x height (cm)	Volume (L)
ROASTING PAN W. LOCK			
362.129.475	Roasting Pan w.lock	35x45x8	11,0
362.136.088	Roasting Pan w.lock	40x60x5	12,0
362.129.476	Roasting Pan w.lock	40x60x8	19,2
362.129.477	Roasting Pan w.lock	45x60x8	21,0
362.129.478	Roasting Pan w.lock	50x70x8	28,0
362.129.479	Roasting Pan w.lock	50x70x10	35,0

LID ROASTING PAN

362.129.480	Lid Roasting Pan	35x45	
362.129.481	Lid Roasting Pan	40x60	
362.129.482	Lid Roasting Pan	45x60	
362.129.483	Lid Roasting Pan	50x70	

HELVANE POT W.LID



362.129.488	Helvane Pot w.lid Mirror	32x19	14,0
362.129.489	Helvane Pot w.lid Mirror	36x21	20,5
362.129.490	Helvane Pot w.lid Mirror	38x22	24,0
362.129.491	Helvane Pot w.lid Mirror	30x15	9,5
362.129.492	Helvane Pot w.lid Mirror	36x15	14,0
362.129.493	Helvane Pot w.lid Mirror	36x20	18,0
362.129.494	Helvane Pot w.lid Mirror	40x17	19,0
362.129.495	Helvane Pot w.lid Mirror	45x20	31,0
362.129.496	Helvane Pot w.lid Mirror	50x20	36,0
362.129.497	Helvane Pot w.lid Mirror	55x20	40,0
362.129.498	Helvane Pot w.lid Mirror	60x20	45,0
362.129.499	Helvane Pot w.lid Mirror	65x25	76,0
362.129.500	Helvane Pot w.lid Mirror	70x30	108,0
362.129.501	Helvane Pot w.lid Mirror	80x30	136,0
362.129.502	Helvane Pot w.lid Mirror	90x30	160,0
362.129.503	Helvane Pot w.lid Mirror	100x30	160,0
362.129.504	Helvane Pot w.lid Mirror	110x35	289,0

POTS AND PANS



ITEM CODE	ITEM	dia x height (cm)	Volume (L)
CARRYING & STORING EQUIPMENT			
ISOLATED CARRYING CONTAINER			
362.129.505	Isolated Carrying Cont. Doublewall	40x40	42,0
362.129.506	Isolated Carrying Cont. Doublewall	35x36	28,0
362.129.507	Isolated Carrying Cont. Doublewall	32x30	20,0
362.129.508	Isolated Carrying Cont. Doublewall	32x25	15,0
362.129.509	Isolated Carrying Cont. Doublewall	32x17	10,0
362.129.510	Isolated Carrying Cont. Doublewall	32x10	5,0



CARRYING CONTAINER			
362.129.511	Carrying Container W.Bottom	30x28	19,0
362.129.512	Carrying Container W.out Bottom	30x28	19,0
362.129.513	Carrying Container W.Bottom	30x32	22,0
362.129.514	Carrying Container W.out Bottom	30x32	22,0
362.129.515	Carrying Container W.Bottom	35x35	33,0
362.129.516	Carrying Container W.out Bottom	35x35	33,0
362.129.517	Carrying Container W.Bottom	40x40	50,0
362.129.518	Carrying Container W.out Bottom	40x40	50,0
362.129.519	Carrying Container W.Bottom	50x50	92,0
362.129.520	Carrying Container W.out Bottom	50x50	92,0



MULTI COMP.CARRYING CONTAINER			
362.129.521	Multi Comp.Carrying Container	16x3	3x1,4= 4,2
362.129.522	Multi Comp.Carrying Container	16x4	4x1,4= 5,6
362.129.523	Multi Comp.Carrying Container	18x3	3x2= 6
362.129.524	Multi Comp.Carrying Container	18x4	4x2= 8
362.129.525	Multi Comp.Carrying Container	20x3	3x3,1= 9,3
362.129.526	Multi Comp.Carrying Container	20x4	4x3,1= 12,3
362.129.528	Multi Comp.Carrying Container	22x3	3x4,8= 14,4
362.129.529	Multi Comp.Carrying Container	22x4	4x4,8= 19,2
362.129.530	Multi Comp.Carrying Container	24x3	3x6,3= 18,9
362.129.531	Multi Comp.Carrying Container	24x4	4x6,3= 25,2
362.129.532	Multi Comp.Carrying Container	26x3	3x7,4= 22,7
362.133.027	Multi Comp.Carrying Container	28x3	4x7,4= 29,6
362.133.028	Multi Comp.Carrying Container	28x4	3x8= 24
362.129.533	Multi Comp.Carrying Container	26x4	4x8=32
362.129.534	Multi Comp.Carrying Container	30x2	2x9,8= 19,6
362.129.535	Multi Comp.Carrying Container	30x3	3x9,8=29,4
362.129.536	Multi Comp.Carrying Container	30x4	4x9,8= 39,2

SHELF

ITEM CODE	ITEM	dia x height (cm)
STORING SHELF		
362.129.537	Storing Shelf Stainless Steel	53x61
362.129.538	Storing Shelf Stainless Steel	53x76
362.129.539	Storing Shelf Stainless Steel	53x91
362.129.540	Storing Shelf Stainless Steel	53x107
362.129.541	Storing Shelf Stainless Steel	53x122
362.129.542	Storing Shelf Stainless Steel	53x137
362.129.543	Storing Shelf Stainless Steel	53x152
362.129.544	Storing Shelf Stainless Steel	53x183
362.129.545	Storing Shelf Stainless Steel	53x61
362.129.546	Storing Shelf Stainless Steel	53x76
362.129.547	Storing Shelf Stainless Steel	53x91
362.129.548	Storing Shelf Stainless Steel	53x107
362.129.549	Storing Shelf Stainless Steel	53x122
362.129.550	Storing Shelf Stainless Steel	53x137
362.129.551	Storing Shelf Stainless Steel	53x152
362.129.552	Storing Shelf Stainless Steel	53x183
SHELF BAR		
362.129.553	Shelf Bar Stainless Steel	15
362.129.554	Shelf Bar Stainless Steel	36
362.129.555	Shelf Bar Stainless Steel	86
362.129.556	Shelf Bar Stainless Steel	137
362.129.557	Shelf Bar Stainless Steel	150
362.129.558	Shelf Bar Stainless Steel	160
362.129.559	Shelf Bar Stainless Steel	183
362.129.560	Shelf Bar Stainless Steel	216
362.129.561	Shelf Bar Stainless Steel	244
362.129.562	Shelf Bar Powder	15
362.129.563	Shelf Bar Powder	36
362.129.564	Shelf Bar Powder	86
362.129.565	Shelf Bar Powder	137
362.129.566	Shelf Bar Powder	150
362.129.567	Shelf Bar Powder	160
362.129.568	Shelf Bar Powder	183
362.129.569	Shelf Bar Powder	216
362.129.570	Shelf Bar Powder	244



SERVING EQUIPMENT



ITEM CODE	ITEM	Dimensions
SERVING EQUIPMENT		
363.144.009	Spaghetti Tong	22 cm
363.144.010	Salad Tong	21,5 cm
363.144.013	Cake Tong	21,5 cm
363.144.011	Grill Tong	32.5 cm
363.144.016	Grill Tong	27 cm
363.144.015	Grill Tong	24,5 cm
363.144.012	Ice Tong	16 cm
363.144.014	Sugar Tong	12 cm
363.183.015	Saucer	100 ml
363.183.016	Saucer	200 ml
363.183.017	Saucer	300 ml
363.183.018	Saucer	500 ml
362.141.017	Bread Basket With Cords	22x4 cm
363.148.562	Bread Basket Perforated	22x4 cm
363.155.009	Icecream Cup	Ø 7.8 cm
363.155.010	Icecream Cup	Ø 8.8 cm
363.155.011	Icecream Cup	Ø 9,6 cm
363.155.012	Icecream Cup	Ø 10,7 cm
363.155.013	Icecream Cup	Ø 13,2 cm
362.138.010	Bowl round	Ø 11 cm
362.138.009	Bowl square	11x11 cm

SERVING EQUIPMENT

	ITEM CODE	ITEM	Dimensions
			
	362.141.012	Cup	250 ml
			
	363.146.116	Champagne Cooler	S/S
	362.141.014	Champagne Bucket Mirror	Ø 23.5 x 19 cm
	362.141.015	Champagne Bucket Mirror	19 x 17,5 cm
	362.141.013	Stand W.cement Champagne Bucket	Ø 18 x 58
	362.141.022	Champagne Bucket Satin	Ø 23.5 x 19 cm
	362.141.033	Champagne Bucket Satin	Ø 19 x 17,5 cm
	362.141.016	Ice Bucket Mirror	
	362.141.021	Ice Bucket Satin	
	362.141.010	Jug with lid	1,8 lt
	362.141.011	Jug	1,8 lt
	363.148.968	Vacuum Bottle	1,5 lt
	363.148.967	Vacuum Bottle	1 lt
	363.148.969	Vacuum Bottle	2 lt
	363.183.209	Coffee Pot	0,3 lt
	363.183.210	Coffee Pot	0,6 lt
	363.183.211	Coffee Pot	1,0 lt
	363.183.234	Coffee Pot	1,5 lt
	363.183.235	Coffee Pot	2,0 lt
	363.183.029	Tea Pot	0,3 lt
	363.183.030	Tea Pot	0,6 lt
	363.183.031	Tea Pot	1,0 lt
	363.183.033	Tea Pot	1,5 lt
	363.183.032	Tea Pot	2.0 lt
	363.182.032	Cream Jug	0,3 lt
	363.182.033	Cream Jug	0,6 lt
	363.182.034	Cream Jug	1,0 lt
	363.182.035	Cream Jug	1,5 lt
	363.182.036	Cream Jug	2.0 lt

SERVING EQUIPMENT



ITEM CODE	ITEM	Dimensions
SERVING EQUIPMENT		
363.203.023	Napkin Holder	
362.203.023	Napkin Holder for 19,5 cm napkins	
363.155.014	Sugar Bowl	
363.183.204	Ashtray Round	Ø 12 cm
363.183.089	Ashtray Square	10x10
363.183.090	Ashtray oval	10x10
363.203.018	Salt&Pepper Shaker	SET
362.132.009	Selfservice Tray 28x40cm	0.5 mm
362.132.010	Selfservice Tray 28x40cm	0.6 mm
362.132.011	Selfservice Tray 28x40cm	0.7 mm
362.132.012	Selfservice Tray 28x40cm	0.8 mm
362.132.013	Selfservice Tray 28x40cm	1 mm
362.132.015	Selfservice Tray 28x40cm	for breakfast 5 division
362.132.016	Selfservice Tray 28x40cm	for breakfast 4 division
362.132.014	Selfservice Tray 28x40cm	for breakfast 3 division
362.135.018	Restaurant Tray	30x50
362.135.019	Restaurant Tray	35x45
362.135.020	Restaurant Tray	45x60
362.135.021	Restaurant Tray	50x70
362.135.009	Pastry Tray	10x30
362.135.010	Pastry Tray	15x30
362.135.011	Pastry Tray	20x30
362.135.012	Pastry Tray	25x40
362.135.013	Pastry Tray	30x50

SERVING EQUIPMENT



ITEM CODE	ITEM	Dimensions
SERVING EQUIPMENT		
362.134.018	Dinner Plate	Ø 28 cm
362.134.020	Dinner Plate	Ø 24 cm
362.134.021	Dessert Plate	Ø 19,5 cm
362.134.009	Oval Plate	14x23 cm
362.134.010	Oval Plate	19x27 cm
362.134.011	Oval Plate	20x33 cm
362.134.012	Oval Plate	21x38 cm
362.134.022	Oval Plate	28 x 16,5 cm
362.134.023	Oval Plate	33,5 x 20,8 cm
362.134.024	Oval Plate	37x25 cm
362.149.036	Plate Lid Perforated	Ø 275 mm
362.134.019	Plate Lid with handle	Ø 275 mm
362.134.025	Plate Lid Perforated	Ø 285 mm
362.134.026	Plate Lid with handle	Ø 285 mm
362.134.027	Plate Lid Perforated	Ø 295 mm
362.134.028	Plate Lid with handle	Ø 295 mm
363.183.213	Cutlery holder	32,5 x 53 cm
363.146.115	S/S Cutlery holder 6 compartments	

SERVING EQUIPMENT


	ITEM CODE	ITEM	Dimensions
	SERVING EQUIPMENT		
	363.138.073	Monoblock Ladle	Ø6,5x33
	363.138.074	Monoblock Ladle	Ø8x37
	363.138.058	Monoblock Ladle	Ø9x39
	363.138.059	Monoblock Ladle	Ø10x43
	363.138.060	Monoblock Ladle	Ø12x45
	363.138.061	Monoblock Ladle	Ø14x46
	363.138.062	Monoblock Ladle	Ø16x55
	363.138.063	Monoblock Skimmer	Ø8x37
	363.138.064	Monoblock Skimmer	Ø10x43
	363.138.065	Monoblock Skimmer	Ø12x45
	363.138.066	Monoblock Skimmer	Ø14x49
	363.138.067	Monoblock Skimmer	Ø16x55
	363.138.009	Ladle	Ø7,3x27
	363.138.010	Ladle	Ø8x27
	363.138.011	Ladle	Ø9,5x35
	363.138.012	Ladle	Ø11x41
	363.138.013	Ladle	Ø12,6x48
	363.138.014	Ladle	Ø15,5x55
	363.138.015	Ladle	Ø18x61
	363.138.016	Ladle	Ø20,5x70
	363.138.017	Ladle	Ø23x83
	363.138.018	Ladle	Ø26,5x92
	363.138.019	Skimmer	Ø9x25
	363.138.020	Skimmer	Ø10,3x25
	363.138.021	Skimmer	Ø12x35
	363.138.022	Skimmer	Ø12,6x41
	363.138.023	Skimmer	Ø14,5x49
	363.138.024	Skimmer	Ø17,3x55
	363.138.025	Skimmer	Ø19,4x62
	363.138.026	Skimmer	Ø22,3x70
	363.138.027	Skimmer	Ø25x82
	363.138.028	Skimmer	Ø28x92

SERVING EQUIPMENT

	ITEM CODE	ITEM	Dimensions
SERVING EQUIPMENT			
	363.138.073	Monoblock Ladle	Ø6,5x33
	363.138.030	Service Spoon	Plain
	363.138.029	Service Spoon	Perforated
	363.138.035	Sauce Ladle	
	363.138.037	Service Fork	Domestic type
	363.151.037	Fork double	50 cm
	363.151.038	Fork triple	50cm
	363.203.010	Sharpening Steel	Round
	363.203.013	Sharpening Steel	Oval
	363.203.014	Sharpening Steel	Oval
	363.138.036	Spatula	Plain
	363.138.032	Spatula	Perforated
	362.141.109	S/S Doner Spatula	Ø28
	362.141.110	S/S Doner Spatula	Ø24

PREPARING EQUIPMENT

ITEM CODE	ITEM	Dimensions
PREPARING EQUIPMENT		
WHISK WITH S/S HANDLE AND WIRE		
354.187.059	S/S Whisk	25
354.187.060	S/S Whisk	30
354.187.061	S/S Whisk	35
354.187.062	S/S Whisk	40
354.187.063	S/S Whisk	50
354.187.064	S/S Whisk	55
354.187.065	S/S Whisk	60
WHISK WITH ALU. HANDLE AND GALVANIZATION WIRE		
363.187.031	S/S Whisk	20
363.187.032	S/S Whisk	30
363.187.033	S/S Whisk	40
363.187.034	S/S Whisk	50
363.187.035	S/S Whisk	60
363.187.036	S/S Whisk	70
363.187.037	S/S Whisk	80
363.187.038	S/S Whisk	90
363.187.039	S/S Whisk	100
WHISK WITH ALU.HANDLE AND S/S WIRE		
363.187.049	S/S Whisk	20
363.187.050	S/S Whisk	30
363.187.051	S/S Whisk	40
363.187.052	S/S Whisk	50
363.187.053	S/S Whisk	60
363.187.054	S/S Whisk	70
363.187.055	S/S Whisk	80
363.187.056	S/S Whisk	90
363.187.057	S/S Whisk	100
STRAINER		
363.185.010	Conical Strainer	Ø18
363.185.011	Conical Strainer	Ø20
363.185.009	Conical Strainer	Ø22
363.146.009	Mesh Strainer	Ø24
363.146.010	Mesh Strainer	Ø30
363.146.011	Wire Strainer	Ø24
363.146.012	Wire Strainer	Ø30



PREPARING EQUIPMENT



ITEM CODE	ITEM	Dimensions
PREPARING EQUIPMENT		
362.131.009	Strainer	Ø36 x 9
362.131.010	Strainer	Ø40 x 11
362.131.011	Strainer	Ø45 x 12
362.131.017	Strainer	Ø50 x 13
362.131.012	Strainer	Ø55x 13
362.131.016	Strainer	Ø60 x 15
362.131.013	Strainer	Ø65 x 15
362.131.014	Strainer	Ø70 x 15
362.131.015	Strainer	Ø80 x 16
362.131.025	Strainer	Ø90 x 18
362.131.023	Strainer	Ø100 x 18
362.131.024	Strainer	Ø110 x 20
362.142.009	Mixing Bowl	Ø30 x 17
362.142.010	Mixing Bowl	Ø36 x 21
362.137.018	Meat Tray	21x32x5
362.137.019	Meat Tray	25x37x5
362.137.020	Meat Tray	27x45x5
362.137.014	Bain Marie Tray	25x35x6
362.137.009	Bain Marie Tray	25x35x9
362.137.010	Bain Marie Tray	25x35x14
362.137.015	Bain Marie Tray	30x45x6
362.137.011	Bain Marie Tray	30x45x9
362.137.012	Bain Marie Tray	30x45x14
362.137.013	Bain Marie Tray	48x48x14

PREPARING EQUIPMENT



ITEM CODE	ITEM	Dimensions
PREPARING EQUIPMENT		
STRAINER		
363.138.042	Chip Shower	Ø16
363.138.043	Chip Shower	Ø20
363.138.040	Chip Shower	Ø24
363.138.041	Chip Shower	Ø28
363.138.044	Wire Mesh Skimmer	Ø16
363.138.038	Wire Mesh Skimmer	Ø20
363.138.039	Wire Mesh Skimmer	Ø24
363.138.046	Wire Mesh Skimmer	Ø28
363.146.013	Milk Strainer	Ø16
363.146.014	Milk Strainer	Ø20
363.146.015	Milk Strainer	Ø24
363.146.016	Milk Strainer	Ø27
363.146.017	Milk Strainer	Ø30
363.136.009	Frybasket W.Two Handles Deep	Ø30x15
363.136.010	Frybasket W.Two Handles Deep	Ø36x20
363.136.011	Frybasket W.Two Handles Deep	Ø40x17
363.136.012	Frybasket W.Two Handles Deep	Ø45x20
363.136.013	Frybasket W.Two Handles Deep	Ø50x20
363.136.014	Frybasket W.Two Handles Deep	Ø55x20
363.136.015	Frybasket W.Two Handles Deep	Ø60x20
363.136.016	Frybasket W.Two Handles Deep	Ø65x20
363.136.017	Frybasket W.Two Handles Deep	Ø70x30
363.136.018	Frybasket W.Two Handles Deep	Ø80x30
363.136.019	Frybasket W.Two Handles Shallow	Ø40x11
363.136.020	Frybasket W.Two Handles Shallow	Ø45x12
363.136.021	Frybasket W.Two Handles Shallow	Ø50x12
363.136.022	Frybasket W.Two Handles Shallow	Ø55x14
363.136.023	Frybasket W.Two Handles Shallow	Ø60x15
363.136.024	Frybasket W.Two Handles Shallow	Ø65x15
363.136.025	Frybasket W.Two Handles Shallow	Ø70x15
363.136.026	Frybasket W.Two Handles Shallow	Ø80x16

PREPARING EQUIPMENT



ITEM CODE	ITEM	Dimensions
PREPARING EQUIPMENT		
363.143.070	Shaker	180 ml
363.143.073	Shaker	300 ml
363.143.072	Shaker	500 ml
363.143.071	Shaker	700 ml
363.143.017	Manuel Juicer	Chrome
363.143.044	Manuel Juicer	Professional Chrome
363.143.043	Manuel Juicer	Professional
363.143.045	Manuel Juicer	Mini
363.184.010	Cutting Board	37x21x2
363.184.009	Cutting Board	30x50x2
363.184.022	Cutting Board	30x50x4
363.184.023	Cutting Board	50x70x4
363.184.024	Cutting Board	40x60x4
363.184.025	Cutting Board	40x70x4
363.184.011	Cutting Board	30x40x2
363.184.012	Cutting Board	60x40x2
363.184.013	Cutting Board	40x30x4
363.184.014	Cutting Board	60x30x4
363.184.015	Cutting Board	80x30x4
363.184.016	Cutting Board	200x30x4
363.184.017	Cutting Board	40x40x4
363.184.018	Cutting Board	80x40x4
363.184.019	Cutting Board	200x40x4
363.184.020	Cutting Board	50x50x4
363.184.021	Cutting Board	60x50x4
363.184.026	Cutting Board	80x50x4
363.184.027	Cutting Board	200x50x4
363.184.028	Cutting Board	45x45x5
363.184.029	Cutting Board	90x45x5

LAMINATED TRAYS

ITEM CODE	ITEM	Dimensions
LAMINATED TRAYS		
LAMINATED SERVING TRAY		
363.143.023	Laminated Serving Tray	37x53
363.143.064	Laminated Serving Tray	32x44
363.143.056	Laminated Serving Tray	24x34
363.143.059	Laminated Serving Tray	43x61
363.143.063	Laminated Serving Tray	Ø 38
NON-SLIP LAMINATED TRAY		
363.143.160	Non-Slip Laminated Serving tray	37x53
363.143.166	Non-Slip Laminated Serving tray	32x44
363.143.161	Non-Slip Laminated Serving tray	24x34
363.143.164	Non-Slip Laminated Serving tray	43x61
363.143.165	Non-Slip Laminated Serving tray	Ø 38



CHAFING DISHES



ITEM CODE

ITEM

CHAFING DISHES

GN 1/1-65 X 1 DIMENSION: 65X31X20 VOLUME: 9 L

362.145.022

Roll-Top Brass Chafing Dish with Gel Fuel

362.145.028

Roll-Top Brass Chafing Dish - Electrical

362.145.021

Brass Chafing Dish with Gel Fuel

362.145.025

Brass Chafing Dish - Electrical

362.145.015

Roll-Top Chafing Dish with Gel Fuel + Plastics Hnd.

362.145.026

Roll-Top Chafing Dish - Electrical + Plastics Hnd.

362.145.012

Chafing Dish with Gel Fuel +Plastics Hnd.

362.145.019

Chafing Dish - Electrical + Plastics Hnd.

362.145.029

Chafing Dish with Gel Fuel + Brass handle

362.145.030

Chafing Dish - Electrical + Brass handle

DIMENSION: 63x32x34 VOLUME:9 L

362.145.024

Roll-Top Economy Chafing Dish with Gel Fuel

DIMENSION: 63x32x40 VOLUME:9 L

362.145.023

Stackable Economy Chafing Dish with Gel Fuel

SOUP SERVER 1000W 220V VOLUME:8 L

363.143.024

Soup Server 8 L Electrical

CHAFING DISHES SPARE PARTS

362.145.098

Gel Box Stainless Steel

DRINK DISPENSERS









ITEM CODE	ITEM	VOLUME (L)	CUP/HR	POWER (W)	VOLTAGE (V)	WORK.HEAT (°C)
DRINK DISPENSERS						
362.147.012	Coffee Maker	13	100	1640	220	30-110
362.147.013	Coffee Maker	23	200	2200	220	30-110
362.147.033	Tea Maker	5	50	900	220	30-110
362.147.014	Tea Maker	7	70	1200	220	30-110
362.147.034	Tea Maker	9	90	1500	220	30-110
362.147.009	Tea Maker	13	130	1500	220	30-110
362.147.035	Tea Maker	17	170	2000	220	30-110
362.147.010	Tea Maker	23	230	2000	220	30-110
362.147.025	Tea Maker	33	350	3000	220	30-110
362.147.011	Tea Maker	50	500	6000	280	30-110
362.147.015	Milk Boiler	23	200	3000	220	30-110
362.147.023	Water Boiler	7	70	1200	220	30-110
362.147.016	Water Boiler	13	130	1500	220	30-110
362.147.017	Water Boiler	23	230	2000	220	30-110
362.147.059	Water Boiler	35	350	3000	220	30-110
362.147.058	Water Boiler	50	500	4500	220	30-110

WORKING TABLES

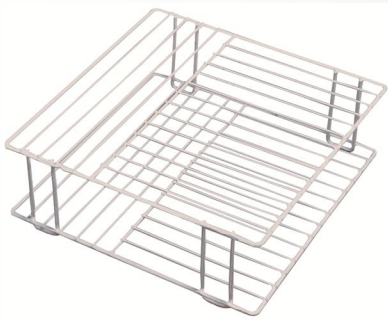



ITEM CODE	ITEM	Dimensions
WORKING TABLES		
60 SERIES		
DEMOUNTABLE WORKING TABLE WITH SHELF		
364.100.100	Working Table with Shelf	100X60X85
364.100.101	Working Table with Shelf	120X60X85
364.100.102	Working Table with Shelf	140X60X85
364.100.103	Working Table with Shelf	160X60X85
364.100.104	Working Table with Shelf	180X60X85
364.100.105	Working Table with Shelf	200X60X85
DEMOUNTABLE WORKING TABLE W.OUT SHELF		
364.100.106	Working Table without Shelf	100X60X85
364.100.107	Working Table without Shelf	120X60X85
364.100.108	Working Table without Shelf	140X60X85
364.100.109	Working Table without Shelf	160X60X85
364.100.110	Working Table without Shelf	180X60X85
364.100.111	Working Table without Shelf	200X60X85
70 SERIES		
DEMOUNTABLE WORKING TABLE WITH SHELF		
364.100.112	Working Table with Shelf	100X70X85
364.100.113	Working Table with Shelf	120X70X85
364.100.114	Working Table with Shelf	140X70X85
364.100.115	Working Table with Shelf	160X70X85
364.100.116	Working Table with Shelf	180X70X85
364.100.117	Working Table with Shelf	200X70X85
DEMOUNTABLE WORKING TABLE W.OUT SHELF		
364.100.118	Working Table without Shelf	100X70X85
364.100.119	Working Table without Shelf	120X70X85
364.100.120	Working Table without Shelf	140X70X85
364.100.121	Working Table without Shelf	160X70X85
364.100.122	Working Table without Shelf	180X70X85
364.100.123	Working Table without Shelf	200X70X85

RACKS

ITEM CODE	ITEM	DIMENSIONS (cm)				
DISHWASHER RACK						
	363.142.010	Base Rack	50,1 x 50,1 x 10,1			
	363.142.009	Plate Rack	50,1 x 50,1 x 10,1			
	363.142.013	Cutlery Rack	50,1 x 50,1 x 10,1			
	363.142.018	Tray Rack	50,1 x 50,1 x 10,1			
	363.142.008	Base Rack Lid				
	363.142.011	Open Extender	50,1 x 50,1 x 4,0			
	363.148.359	8 Comp.Cutlery Holder	43 x 21 x 15,5			
Item Code	Item	Dimensions	# Comp	# Ext	Dimensi- ons of Div.	
GLASS RACK						
	363.142.024	Glass Rack	50,1 x 50,1 x 10,1	9	0	15 x 15
	363.142.025	Glass Rack	50,1 x 50,1 x 14,1	9	1	15 x 15
	363.142.026	Glass Rack	50,1 x 50,1 x 18,1	9	2	15 x 15
	363.142.027	Glass Rack	50,1 x 50,1 x 22,2	9	3	15 x 15
	363.142.073	Glass Rack	50,1 x 50,1 x 26,1	9	4	15 x 15
	363.142.028	Glass Rack	50,1 x 50,1 x 10,1	16	0	11,2 x 11,2
	363.142.029	Glass Rack	50,1 x 50,1 x 14,1	16	1	11,2 x 11,2
	363.142.030	Glass Rack	50,1 x 50,1 x 18,1	16	2	11,2 x 11,2
	363.142.031	Glass Rack	50,1 x 50,1 x 22,2	16	3	11,2 x 11,2
	363.142.074	Glass Rack	50,1 x 50,1 x 26,1	16	4	11,2 x 11,2
		Glass Rack	50,1 x 50,1 x 10,1	25	0	8,9 x 8,9
	363.142.032	Glass Rack	50,1 x 50,1 x 14,1	25	1	8,9 x 8,9
	363.142.033	Glass Rack	50,1 x 50,1 x 18,1	25	2	8,9 x 8,9
	363.142.034	Glass Rack	50,1 x 50,1 x 22,2	25	3	8,9 x 8,9
	363.142.035	Glass Rack	50,1 x 50,1 x 26,1	25	4	8,9 x 8,9
	363.142.075	Glass Rack	50,1 x 50,1 x 10,1	36	0	7,4 x 7,4
	363.142.036	Glass Rack	50,1 x 50,1 x 14,1	36	1	7,4 x 7,4
	363.142.037	Glass Rack	50,1 x 50,1 x 18,1	36	2	7,4 x 7,4
	363.142.038	Glass Rack	50,1 x 50,1 x 22,2	36	3	7,4 x 7,4
	363.142.039	Glass Rack	50,1 x 50,1 x 26,1	36	4	7,4 x 7,4
	363.142.076	Glass Rack	50,1 x 50,1 x 10,1	49	0	6,2 x 6,2
	363.142.040	Glass Rack	50,1 x 50,1 x 14,1	49	1	6,2 x 6,2
	363.142.041	Glass Rack	50,1 x 50,1 x 18,1	49	2	6,2 x 6,2
	363.142.042	Glass Rack	50,1 x 50,1 x 22,2	49	3	6,2 x 6,2
	363.142.043	Glass Rack	50,1 x 50,1 x 26,1	49	4	6,2 x 6,2

RACKS



ITEM CODE	ITEM	DIMENSIONS (cm)		
DIVIDERS				
Item Code	Item	# Comp.	Divider Comp.	Dimensions of Div.
363.142.012	Divider	9	3 x 3	15 x 15
363.142.015	Divider	16	4 x 4	11,2 x 11,2
363.142.016	Divider	25	5 x 5	8,9 x 8,9
363.142.017	Divider	36	6 x 6	7,4 x 7,4
363.142.019	Divider	49	7 x 7	6,2 x 6,2
EXTENDER WITH DIVIDER				
363.142.014	Extender w.Divider	9	3 x 3	15 x 15
363.142.020	Extender w.Divider	16	4 x 4	11,2 x 11,2
363.142.021	Extender w.Divider	25	5 x 5	8,9 x 8,9
363.142.022	Extender w.Divider	36	6 x 6	7,4 x 7,4
363.142.023	Extender w.Divider	49	7 x 7	6,2 x 6,2
RACK WITH PLATE WIRE				
Item Code	Item	Dimensions of Plate.	Plate Quantity	
363.157.027	Rack with plate wire	Ø 29	20	
363.157.028	Rack with plate wire	Ø 25	15	
363.157.029	Rack with plate wire	Ø 25	10	
363.157.030	Rack with plate wire	Ø 25	13	
363.157.031	Rack with plate wire	Ø 29	20	
363.157.032	Rack with plate wire	Ø 25	21	
363.157.033	Rack with plate wire	Ø 21	30	
363.157.034	Rack with plate wire	Ø 19+21	15+17	
363.157.036	Rack with plate wire	Ø 35+19	19+6	
363.157.037	Rack with plate wire	Ø 15	20	
363.157.038	Rack with plate wire	Ø 15	48	
363.157.039	Rack with plate wire	Ø 13	63	
363.157.040	Rack with plate wire	Ø 23	22	
363.157.041	Rack with plate wire	Ø 29	19	
363.157.042	Rack with plate wire	Ø 15	38	
RACK DOLLY & OTHER EQUIPMENTS				
225.283.766	Rack Dolly			
225.283.765	Rack Dolly with s/s handle			
363.148.133	Sprey Pre-Wash			
363.148.949	Glass Washing Bracket			

RACKS

Item Code	Item	Dimensions	Capacity (L)
GARBAGES			
362.148.020	Garbage Bin Container Plastic w.wheels		105
363.148.487	Garbage Bin Container Plastic w.wheels		120
363.148.488	Garbage Bin Container Plastic w.wheels		240
363.148.489	Garbage Bin Container Plastic w.wheels		360
363.148.481	Garbage Bin stainless steel	40 x 50	
363.148.482	Garbage Bin stainless steel	35 x 35	
363.148.484	Garbage Bin stainless steel	40 x 40	
363.148.486	Garbage Bin stainless steel	50 x 50	
363.148.491	Garbage Bin stainless steel	45 x 45	
363.148.494	Garbage Bin stainless steel		

SINKS



ITEM CODE	ITEM	DIMENSIONS (cm)		
DIVIDERS				
Item Code	Item	Type	Dimensions (cm)	
362.118.100	Sink	Satin	40x40x25	
362.118.101	Sink	Satin	40x40x30	
362.118.102	Sink	Satin	40x50x25	
362.118.103	Sink	Satin	40x50x30	
362.118.104	Sink	Satin	50x50x25	
362.118.105	Sink	Satin	50x50x30	
362.118.106	Sink	Satin	50x60x25	
362.118.107	Sink	Satin	50x60x30	
362.118.108	Bar Type Sink		35x40x20	
362.118.109	Water Bowl		41x46x40	
362.118.110	Water Bowl Lid		41x46	
362.118.111	Hand Washing Unit (Eliptical)		41,3x50,5x13	
362.118.112	Sink / Container		30x50x30	
362.118.113	Sink /Container		50x70x35	
362.118.114	Sink /Container		50x70x40	
362.118.115	Sink /Container		50x70x46	
362.118.116	Sink /Container		60x80x33	
362.118.117	Vegetable Washing Sink	GN 3X1/1	120x70x30	
362.118.118	Vegetable Washing Sink	GN 4X1/1	140x70x30	
SINK WITH SINGLE BOWL LEFT / RIGHT DRAINER				
Item Code	Item	Bench Dimension (cm)	Sink Dimension (cm)	
SERIE 60				
362.118.119	Sink W.Single Bowl with Right Drainer	100x60	40x40x25	
362.118.120	Sink W.Single Bowl with Right Drainer	100x60	40x50x25	
362.118.121	Sink W.Single Bowl with Right Drainer	120x60	40x40x25	
362.118.122	Sink W.Single Bowl with Right Drainer	120x60	40x50x25	
362.118.123	Sink W.Single Bowl with Right Drainer	140x60	40x50x25	
362.118.124	Sink W.Single Bowl with Right Drainer	150x60	40x50x25	
362.118.125	Sink W.Single Bowl with Right Drainer	160x60	40x50x25	
362.118.126	Sink W.Single Bowl with Right Drainer	180x60	40x50x25	
362.118.127	Sink W.Single Bowl with Right Drainer	200x60	40x50x25	

SINKS

ITEM CODE	ITEM	DIMENSIONS (cm)	
-----------	------	-----------------	--

SINK WITH SINGLE BOWL LEFT / RIGHT DRAINER

Item Code	Item	Bench Dimension (cm)	Sink Dimension (cm)
-----------	------	----------------------	---------------------

SERIE 70

362.118.128	Sink W.Single Bowl with Right Drainer	100x70	40x50x25
362.118.129	Sink W.Single Bowl with Right Drainer	100x70	50x50x30
362.118.130	Sink W.Single Bowl with Right Drainer	120x70	50x50x30
362.118.131	Sink W.Single Bowl with Right Drainer	140x70	40x50x25
362.118.132	Sink W.Single Bowl with Right Drainer	140x70	50x50x30
362.118.133	Sink W.Single Bowl with Right Drainer	150x70	40x50x25
362.118.134	Sink W.Single Bowl with Right Drainer	160x70	40x50x25
362.118.135	Sink W.Single Bowl with Right Drainer	160x70	50x50x30
362.118.136	Sink W.Single Bowl with Right Drainer	180x70	50x50x30
362.118.137	Sink W.Single Bowl with Right Drainer	190x70	50x50x30
362.118.138	Sink W.Single Bowl with Right Drainer	200x70	50x50x30

SERIE 60

362.118.139	Sink W.Single Bowl with Left Drainer	100x60	40x40x25
362.118.140	Sink W.Single Bowl with Left Drainer	100x60	40x50x25
362.118.141	Sink W.Single Bowl with Left Drainer	120x60	40x40x25
362.118.142	Sink W.Single Bowl with Left Drainer	120x60	40x50x25
362.118.143	Sink W.Single Bowl with Left Drainer	140x60	40x50x25
362.118.144	Sink W.Single Bowl with Left Drainer	150x60	40x50x25
362.118.145	Sink W.Single Bowl with Left Drainer	160x60	40x50x25
362.118.146	Sink W.Single Bowl with Left Drainer	180x60	40x50x25
362.118.147	Sink W.Single Bowl with Left Drainer	200x60	40x50x25

SERIE 70

362.118.148	Sink W.Single Bowl with Left Drainer	100x70	40x50x25
362.118.149	Sink W.Single Bowl with Left Drainer	100x70	50x50x30
362.118.150	Sink W.Single Bowl with Left Drainer	120x70	50x50x30
362.118.151	Sink W.Single Bowl with Left Drainer	140x70	40x50x25
362.118.152	Sink W.Single Bowl with Left Drainer	140x70	50x50x30
362.118.153	Sink W.Single Bowl with Left Drainer	150x70	40x50x25
362.118.154	Sink W.Single Bowl with Left Drainer	160x70	40x50x25
362.118.155	Sink W.Single Bowl with Left Drainer	160x70	50x50x30
362.118.156	Sink W.Single Bowl with Left Drainer	180x70	50x50x30
362.118.157	Sink W.Single Bowl with Left Drainer	190x70	50x50x30
362.118.158	Sink W.Single Bowl with Left Drainer	200x70	50x50x30



SINKS

ITEM CODE	ITEM	DIMENSIONS (cm)	
SINK WITH DOUBLE BOWL LEFT / RIGHT DRAINER			
Item Code	Item	Bench Dimension (cm)	Sink Dimension (cm)
SERIE 60			
362.118.128	Sink W.Single Bowl with Right Drainer	100x70	40x50x25
362.118.159	Sink W.Two Bowl with Right Drainer	140x60	40x40x25
362.118.160	Sink W.Two Bowl with Right Drainer	140x60	40x50x25
362.118.161	Sink W.Two Bowl with Right Drainer	150x60	40x40x25
362.118.162	Sink W.Two Bowl with Right Drainer	150x60	40x50x25
362.118.163	Sink W.Two Bowl with Right Drainer	160x60	40x40x25
362.118.164	Sink W.Two Bowl with Right Drainer	160x60	40x50x25
362.118.165	Sink W.Two Bowl with Right Drainer	180x60	40x50x25
362.118.166	Sink W.Two Bowl with Right Drainer	190x60	40x50x25
362.118.167	Sink W.Two Bowl with Right Drainer	200X60	40x50x25
SERIE 70			
362.118.168	Sink W.Two Bowl with Right Drainer	140x70	40x50x25
362.118.169	Sink W.Two Bowl with Right Drainer	150X70	40x50x25
362.118.170	Sink W.Two Bowl with Right Drainer	160x70	40x50x25
362.118.171	Sink W.Two Bowl with Right Drainer	160x70	50x50x30
362.118.172	Sink W.Two Bowl with Right Drainer	180x70	50x50x30
362.118.173	Sink W.Two Bowl with Right Drainer	180x70	50x60x30
362.118.174	Sink W.Two Bowl with Right Drainer	190x70	50x50x30
362.118.175	Sink W.Two Bowl with Right Drainer	190x70	50x60x30
362.118.176	Sink W.Two Bowl with Right Drainer	200x70	50x50x30
362.118.177	Sink W.Two Bowl with Right Drainer	200x70	50x60x30
SERIE 60			
362.118.178	Sink W.Two Bowl with Left Drainer	140x60	40x40x25
362.118.179	Sink W.Two Bowl with Left Drainer	140x60	40x50x25
362.118.180	Sink W.Two Bowl with Left Drainer	150x60	40x40x25
362.118.181	Sink W.Two Bowl with Left Drainer	150x60	40x50x25
362.118.182	Sink W.Two Bowl with Left Drainer	160x60	40x40x25
362.118.183	Sink W.Two Bowl with Left Drainer	160x60	40x50x25
362.118.184	Sink W.Two Bowl with Left Drainer	180x60	40x50x25
362.118.185	Sink W.Two Bowl with Left Drainer	190x60	40x50x25
362.118.186	Sink W.Two Bowl with Left Drainer	200X60	40x50x25
SERIE 70			
362.118.187	Sink W.Two Bowl with Left Drainer	140x70	40x50x25
362.118.188	Sink W.Two Bowl with Left Drainer	150X70	40x50x25
362.118.189	Sink W.Two Bowl with Left Drainer	160x70	40x50x25
362.118.190	Sink W.Two Bowl with Left Drainer	160x70	50x50x30
362.118.191	Sink W.Two Bowl with Left Drainer	180x70	50x50x30
362.118.192	Sink W.Two Bowl with Left Drainer	180x70	50x60x30
362.118.193	Sink W.Two Bowl with Left Drainer	190x70	50x50x30
362.118.194	Sink W.Two Bowl with Left Drainer	190x70	50x60x30
362.118.195	Sink W.Two Bowl with Left Drainer	200x70	50x50x30
362.118.196	Sink W.Two Bowl with Left Drainer	200x70	50x60x30



SINKS

ITEM CODE	ITEM	DIMENSIONS (cm)	
SINGLE BOWL WITHOUT DRAINER (SINK IN THE MIDDLE)			
Item Code	Item	Bench Dimension (cm)	Sink Dimension (cm)
SERIE 60			
362.118.197	Sink with Single Bowl without Drainer	60x60	40x40x25
362.118.198	Sink with Single Bowl without Drainer	60x60	40x50x25
362.118.199	Sink with Single Bowl without Drainer	70x60	40x50x25
362.118.200	Sink with Single Bowl without Drainer	120x60	40x50x25
362.118.201	Sink with Single Bowl without Drainer	140x60	40x50x25
362.118.202	Sink with Single Bowl without Drainer	160x60	40x50x25
362.118.203	Sink with Single Bowl without Drainer	180x60	40x50x25
362.118.204	Sink with Single Bowl without Drainer	200X60	40x50x25
362.118.205	Sink with Single Bowl without Drainer	220X60	40x50x25
SERIE 70			
362.118.206	Sink with Single Bowl without Drainer	60x70	40x50x25
362.118.207	Sink with Single Bowl without Drainer	60x70	50x50x30
362.118.208	Sink with Single Bowl without Drainer	70x70	40x50x25
362.118.209	Sink with Single Bowl without Drainer	70x70	50x50x30
362.118.210	Sink with Single Bowl without Drainer	120x70	50x50x30
362.118.211	Sink with Single Bowl without Drainer	140x70	50x50x30
362.118.212	Sink with Single Bowl without Drainer	180x70	50x50x30
362.118.213	Sink with Single Bowl without Drainer	200X70	50x50x30
362.118.214	Sink with Single Bowl without Drainer	220X70	50x50x30
362.118.215	Sink with Single Bowl without Drainer	240X70	50x50x30
DOUBLE BOWL WITHOUT DRAINER (SINKS IN THE MIDDLE)			
SERIE 60			
362.118.216	Sink with Two Bowl without Drainer	120X60	40x40x25
362.118.217	Sink with Two Bowl without Drainer	120X60	40x50x25
362.118.218	Sink with Two Bowl without Drainer	140X60	40x50x25
362.118.219	Sink with Two Bowl without Drainer	160X60	40x50x25
362.118.220	Sink with Two Bowl without Drainer	180X60	40x50x25
362.118.221	Sink with Two Bowl without Drainer	200X60	40x50x25
362.118.222	Sink with Two Bowl without Drainer	220X60	40x50x25
362.118.223	Sink with Two Bowl without Drainer	240X60	40x50x25
SERIE 70			
362.118.224	Sink with Two Bowl without Drainer	120X70	40x50x25
362.118.225	Sink with Two Bowl without Drainer	120X70	50x50x30
362.118.226	Sink with Two Bowl without Drainer	140X70	50x50x30
362.118.227	Sink with Two Bowl without Drainer	160X70	40x50x25
362.118.228	Sink with Two Bowl without Drainer	180X70	50x50x30
362.118.229	Sink with Two Bowl without Drainer	200X70	50x50x30
362.118.230	Sink with Two Bowl without Drainer	220X70	50x50x30
362.118.231	Sink with Two Bowl without Drainer	240X70	50x50x30



SINKS

ITEM CODE	ITEM	DIMENSIONS (cm)	
TRIPLE BOWL WITHOUT DRAINER			
Item Code	Item	Bench Dimension (cm)	Sink Dimension (cm)
362.118.232	Sink with triple Bowl without Drainer	180X60	40x40x25
362.118.233	Sink with triple Bowl without Drainer	180X60	40x50x25
362.118.234	Sink with triple Bowl without Drainer	190X60	40x40x25
362.118.235	Sink with triple Bowl without Drainer	190X60	40x50x25
362.118.236	Sink with triple Bowl without Drainer	180X70	50x50x30
362.118.237	Sink with triple Bowl without Drainer	190X70	50x50x30
362.118.238	Sink with triple Bowl without Drainer	200X70	50x50x30
FOUR BOWL WITHOUT DRAINER			
362.118.239	Sink with four Bowl without Drainer	240X60	40X50X25
DOUBLE BOWL WITH DOUBLE DRAINER			
362.118.240	Sink with double bowl with double drainer	160X60	40x40x25
362.118.241	Sink with double bowl with double drainer	180X60	40x50x25
362.118.242	Sink with double bowl with double drainer	190X60	40x40x25
362.118.243	Sink with double bowl with double drainer	190X60	40x50x25
362.118.244	Sink with double bowl with double drainer	180X70	50x50x30
362.118.245	Sink with double bowl with double drainer	190X70	50x50x30
362.118.246	Sink with double bowl with double drainer	200X70	50x50x30
SINGLE BOWL WITH DOUBLE DRAINER			
SERIES 60			
362.118.247	Sink Single Bowl With Double Drainer	140X60	40x40x25
362.118.248	Sink Single Bowl With Double Drainer	140X60	40x50x25
362.118.249	Sink Single Bowl With Double Drainer	160X60	40x40x25
362.118.250	Sink Single Bowl With Double Drainer	180X60	40x40x25
362.118.251	Sink Single Bowl With Double Drainer	180X60	40x50x25
362.118.252	Sink Single Bowl With Double Drainer	200X60	40x50x25
SERIES 70			
362.118.253	Sink Single Bowl With Double Drainer	140X70	50x50x30
362.118.254	Sink Single Bowl With Double Drainer	160X70	50x50x30
362.118.255	Sink Single Bowl With Double Drainer	180X70	50x50x30
362.118.256	Sink Single Bowl With Double Drainer	190X70	50x50x30
362.118.257	Sink Single Bowl With Double Drainer	200X70	50x50x30
DEMOUNTABLE WASHING UNIT WITHOUT DRAINER			
SERIES 60			
362.118.258	Single Demountable washing unit without drainer	60x60x85	40x40x25
362.118.259	Single Demountable washing unit without drainer	60x60x85	40x50x25
362.118.260	Double Demountable washing unit without drainer	120x60x85	40x50x25
362.118.261	Triple Demountable washing unit without drainer	180x60x85	40x50x25
SERIES 70			
362.118.262	Single Demountable washing unit w.out drainer	70x70x85	50x50x30
362.118.263	Double Demountable washing unit w.out drainer	120x70x85	50x50x30
362.118.264	Triple Demountable washing unit w.out drainer	180x70x85	50x50x30



SINKS

ITEM CODE	ITEM	DIMENSIONS (cm)	
DEMOUNTABLE WASHING UNIT			
Item Code	Item	EXT. Di- mension (cm)	Dimension (cm)
DEMOUNTABLE WASHING UNIT WITH DRAINER			
SERIES 60			
362.118.265	Single Demountable washing unit with Right Drainer	100x60x85	40x40x25
362.118.266	Single Demountable washing unit with Left Drainer	100x60x85	40x40x25
362.118.267	Single Demountable washing unit with Right Drainer	120x60x85	40x40x25
362.118.268	Single Demountable washing unit with Left Drainer	120x60x85	40x40x25
362.118.269	Single Demountable washing unit with Right Drainer	120x60x85	40x50x25
362.118.270	Single Demountable washing unit with Left Drainer	120x60x85	40x50x25
362.118.271	Single Demountable washing unit with Right Drainer	140x60x85	40x50x25
362.118.272	Single Demountable washing unit with Left Drainer	140x60x85	40x50x25
362.118.273	Double Demountable washing unit with Right Drainer	140x60x85	40x40x25
362.118.274	Double Demountable washing unit with Left Drainer	140x60x85	40x40x25
362.118.275	Double Demountable washing unit with Right Drainer	160x60x85	40x40x25
362.118.276	Double Demountable washing unit with Left Drainer	160x60x85	40x40x25
362.118.277	Double Demountable washing unit with Right Drainer	160x60x85	40x50x25
362.118.278	Double Demountable washing unit with Left Drainer	160x60x85	40x50x25
362.118.279	Double Demountable washing unit with Right Drainer	180x60x85	40x50x25
362.118.280	Double Demountable washing unit with Left Drainer	180x60x85	40x50x25
362.118.281	Double Demountable washing unit with Right Drainer	190x60x85	40x50x25
362.118.282	Double Demountable washing unit with Left Drainer	190x60x85	40x50x25
SERIES 70			
362.118.283	Single Demountable washing unit with Right Drainer	110x70x85	50x50x30
362.118.284	Single Demountable washing unit with Left Drainer	110x70x85	50x50x30
362.118.285	Single Demountable washing unit with Right Drainer	120x70x85	50x50x30
362.118.286	Single Demountable washing unit with Left Drainer	120x70x85	50x50x30
362.118.287	Single Demountable washing unit with Right Drainer	140x70x85	50x50x30
362.118.288	Single Demountable washing unit with Left Drainer	140x70x85	50x50x30
362.118.289	Single Demountable washing unit with Right Drainer	140x70x85	40x50x25
362.118.290	Single Demountable washing unit with Left Drainer	140x70x85	40x50x25
362.118.291	Double Demountable washing unit with Right Drainer	160x70x85	40x50x25
362.118.292	Double Demountable washing unit with Left Drainer	160x70x85	40x50x25
362.118.293	Double Demountable washing unit with Right Drainer	160x70x85	50x50x30
362.118.294	Double Demountable washing unit with Left Drainer	160x70x85	50x50x30
362.118.295	Double Demountable washing unit with Right Drainer	180x70x85	50x50x30
362.118.296	Double Demountable washing unit with Left Drainer	180x70x85	50x50x30
362.118.297	Double Demountable washing unit with Right Drainer	180x70x85	50x60x30
362.118.298	Double Demountable washing unit with Left Drainer	180x70x85	50x60x30
362.118.299	Double Demountable washing unit with Right Drainer	190x70x85	50x50x30
362.118.300	Double Demountable washing unit with Left Drainer	190x70x85	50x50x30

